99202

A45E-2 A-series EN mini interface

Overview

The A45E-2 addressable interface (input unit) and is designed for installation within the enclosures of equipment associated with fire detection systems. The unit is installed directly onto the ZP loop wiring, carries a system address and enables signals from associated equipment to be interfaced into the fire alarm system. Input signals are fully displayed at the control panel and can be programmed to activate any system output.

By routing loop wiring and installing interfaces adjacent to input equipment, system integrity is increased and the need for long spur wiring between equipment terminals and the fire alarm interface is eliminated.

Installation and mounting options

Approved to EN54-18, the A45E-2 can be installed singly, or used in groups to provide multiway inputs from equipment such as volt free, zonal outputs from conventional fire alarm systems or flow valves from sprinkler installations. Housed in a low profile, single width moulding the interface is designed to clip directly onto a standard DIN rail fixing or be installed in a SMB-DIN1 box (two unit capacity), or a SMB-DIN2 box (four unit capacity).

Installed as part of an addressable system, up to 127 line devices (detectors, call points or interface units) may be connected to each of the control panel loops. All loop devices incorporate switch settings enabling them to be assigned a unique address which is polled by the panel every two seconds.

LED indication

A red LED indicator positioned on the front moulding flashes when the interface has operated, providing clear identification of the input signal source.



Details

- Addressable input interface unit
- Low profile
- DIN rail mounted
- Supervises normally open input circuits
- Monitors input circuit wiring for open or short circuit faults
- Approved to EN54:18 and CPR certified

99202
A45E-2 A-series EN mini interface

Technical specifications

General

Status indication	LED (red) flashing on operation
Compatibility	All ZP addessable systems
Addressing method	DIP Switches
Address range	1 to 127

Electrical

Power supply type	Alimentato ad anello
Operating voltage	Pulsed 19.5 to 20.5 V, line drop < 4 VDC
Current consumption	600 µA (quiescent) 700 µA (alarm)

Input

Input quantity	1
Input type and rating	Supervised
Input states	Attivo, Normal, Aperto, Corto
Alarm resistor	1.8 kΩ
Termination resistor	3.9 kΩ
Cable specification	< 10 m (from switching terminals)

Physical

Physical dimensions	45 x 78 x 28 mm (W x H x D)
Net weight	40 g
Colour	Hvid
Mounting type	DIN-skinne, Vægmontering
Material	Støbt ABS
Cable specification	2 core (screened)

Environmental

Vandal proof	No
Operating temperature	-10 to +55°C
Storage temperature	-10 to +55°C
Relative humidity	20 to 95% noncondensing
Environment	Indendør
IP rating	IP20

Regulatory

Compliancy	CE, REACH, RoHS 3, WEEE
Certification	CPR
Standards	EN54-18

Compatible products

Category	Reference	Description
Interface unit	SMB-DIN1	SM box C/W DIN for A modules
Interface unit	SMB-DIN2	SM box C/W DIN for A modules

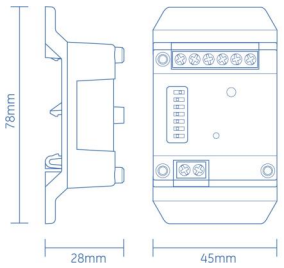

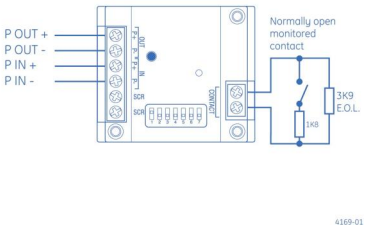

KIDDE COMMERCIAL

As a company of innovation, Kidde Global Solutions reserves the right to change product specifications without notice. For the latest product specifications, visit firesecurityproducts.com online or contact your sales representative.

Last updated on 16 October 2026 - 11:25